



Valve Kingdom



Facebook

## Duckbill Valve

JT.1151.A.00- JT.1151.A..04

## Product Information

### General characteristics

#### General Definition

Duckbill valves are single component, in-line, one-way, self-sealing check valves.

#### Working Principle

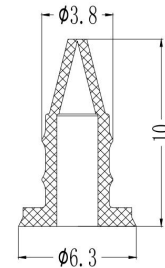
Duckbill valves seal in the backflow direction by pressure induced contact line forces on the two side planes. That is, the fluid can pass freely when the pressure difference is positive, and the duckbill-shaped anti-reverse valve prevents the backflow when the pressure difference is negative. Some reverse pressure must be applied to obtain sealing.

#### Description of Use

Duckbill check valves are used where immediate onset of forward flow in combination with a straight through flow path is desired. Assembly is easy by snapping it into a hole in a flat plate

### Design and Assembly

#### Feature



JT.1151 series is designed as one-way flow type duckbill valve.

#### Mounting Instructions

Mounted by squeezing 15%-20% of valve thickness, please contact us for Mounting instructions

### Product Numbers

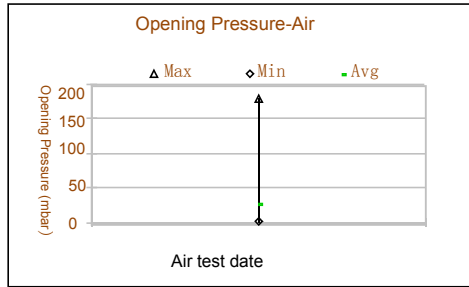
Part Number	Material	Opening Pressure (mbar)	Color	Availability
JT.1151.A..00	FKM	20	Customize	Sample & Lot
JT.1151.A.01	EPDM	20	Customize	Sample & Lot
JT.1151.A.02	FVMQ	20	Customize	Sample & Lot
JT.1151.A.03	NBR	20	Customize	Sample & Lot
JT.1151.A.04	SIL	20	Customize	Sample & Lot

### Contact:

sales-1@valvekingdom.com

website : www.valvekingdom.com

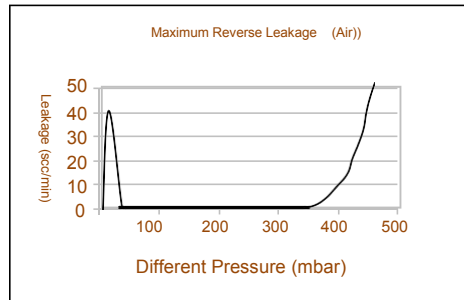
## Opening Pressure



Water Test Data  
Available On Request

Opening Pressure is defined as the differential pressure at which the forward flow through the valve reaches the flow threshold. Opening Pressure will increase as the flow threshold is increased, and will decrease as the threshold is decreased.

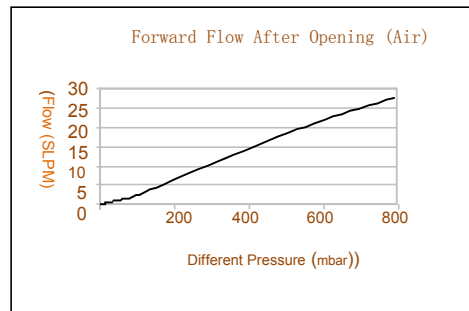
## Reverse Leakage



Water Test Data  
Available On Request

Leakage, or flow in the reverse direction, is measured while increasing the back pressure across the valve, starting from zero. Please note that leakage graph is on a different scale from those of flow.

## Forward Flow



Water Test Data  
Available On Request

Flow and differential pressure are measured simultaneously while increasing the inlet pressure, starting from zero. After reaching a maximum flow, the pressure is reduced to zero while measuring flow and differential pressure. The chart shows the minimum and maximum flows measured during the tests of multiple samples at each pressure.

For Conversion Purposes: 1 mbar = 1 hPa »1 cm of water

Disclaimer: Product performance is performed under Jingteng laboratory conditions and is only relevant to tested samples. The test data in this document is for general reference only. For specific media and temperature conditions, please contact Jingteng.

**Contact:**

sales-1@valvekingdom.com

website : www.valvekingdom.com